

VISION RANGE

available from **PartsPlus⁺**

VISION


FULL LIGHTING RANGE
INCLUDING THE NEW WIRELESS CHARGING PRODUCTS



VISION 
WIRELESS CHARGING

VISION

WIRELESS CHARGING



EHLW410

EHLW420



EHLW430

EHLW440



WIRELESS FAST CHARGING PAD

EHLW400

The VISION Wireless Fast Charging Pad is a cutting-edge charging solution that combines efficiency, versatility, and durability. With its exceptional features and specifications, this charging pad is designed to keep your devices powered up at lightning speed.

The Fast Charging Pad is designed to charge two devices simultaneously, making it ideal for busy individuals with multiple devices. It works seamlessly with compatible mobile phones, ensuring a hassle-free charging experience for a wide range of devices.

Built to withstand the rigours of daily use, the charging pad boasts IK08 shock resistance, providing peace of mind that your devices are protected during the charging process.

For added convenience, the Fast Charging Pad features strong magnets on the rear, allowing for easy mounting on metal surfaces. It also comes with built-in screw holes for permanent mounting, giving

you the flexibility to customize its placement in your workspace.

With its impressive specifications, the Fast Charging Pad delivers fast and efficient charging. The input options include a USB-C port with a range of 5-12V DC, 20W, while the output provides a maximum of 10+5W per pad.

The charging time depends on the battery pack but generally ranges from approximately 3.0-5.0 hours, ensuring your devices are ready for use in no time.

Included with the Fast Charging Pad is a PD 20W USB-C to USB-C 1m lead, providing a reliable connection for charging and efficient power delivery.

Embrace the future of fast and convenient charging with the VISION Wireless Fast Charging Pad, a sleek and powerful solution that keeps your devices charged and ready for action. Experience the difference of cutting-edge technology and reliability with Vision.



PART NO	DESCRIPTION	QTY
EHLW400	Wireless Fast Charging Pad	1

VISION

WIRELESS CHARGING



AVAILABLE INDIVIDUALLY
OR BUNDLED WITH
WIRELESS FAST CHARGING PAD

1000LM COB COMPACT SPOT LIGHT

COMPATIBLE WITH THE
WIRELESS CHARGING PAD



EHLW410

Introducing the NEW VISION Wireless 1000LM COB Compact Spotlight, the versatile lighting solution designed to meet your illumination needs. This compact and powerful spotlight is packed with features that make it a must-have light for your life.

The highlight of this spotlight is its COB Lamp, which provides an impressive 10W/1000 lumens of white light. With three adjustable brightness levels, you can customise the lighting output to suit your requirements. The run time options include Low mode (250LM) for 12 hours, Medium mode (500LM) for 6 hours, and High mode (1000LM) for 3 hours.

Additionally, the spotlight comes with a 3W LED Torch that offers 300 lumens of white light. The torch has a run time of 300 lumens for 9.5 hours, providing a reliable backup light source when needed.

The spotlight supports wireless charging, allowing you to conveniently charge it without the hassle of cables. It also includes a PD 20W Mains Plug and PD 20W USB-C charging lead, giving you the flexibility to charge it from mains power or any standard USB power source.

With an integrated stand, the lamp can be positioned at a multitude of angles, providing hands-free lighting in any situation. Furthermore, the spotlight features a powerful stand magnet, allowing you to securely attach it to metal surfaces for convenient use.


Whether you're camping, working in a dimly lit area, or in need of emergency lighting, the NEW VISION Wireless 1000LM COB Compact Spotlight is the perfect companion, offering powerful and versatile illumination whenever and wherever you need it.



PART NO	DESCRIPTION	QTY
EHLW410	Wireless 1000LM COB Compact Spot Light	1
EHLW411	Wireless 1000LM COB Compact Spot Light + Wireless Charging Pad	1

VISION

WIRELESS CHARGING



AVAILABLE **INDIVIDUALLY**
OR BUNDLED WITH
WIRELESS FAST CHARGING PAD

1000LM COB SLIM INSPECTION LAMP

COMPATIBLE WITH THE
WIRELESS CHARGING PAD



EHLW420

The new VISION Wireless 1000LM COB Slim Inspect Lamp is the perfect lighting solution for your inspection needs. This sleek and powerful lamp is designed to provide you with exceptional illumination in various environments.

Equipped with a COB Lamp, the Inspect Lamp delivers an impressive 10W/1000 lumens of bright white light. It offers three different lighting modes to suit your preferences and requirements: Low mode (200LM) provides a long-lasting illumination of up to 12 hours, Medium mode (500LM) lasts for 6 hours, and High mode (1000LM) provides a powerful beam for 3 hours.

In addition to the COB Lamp, the Inspect Lamp features a 2W LED torch that emits 200 lumens of white light. The torch has a run time of 9 hours, ensuring a reliable backup light source whenever you need it.

With the included PD 20W mains plug and PD 20W USB-C charging lead, you can conveniently charge the lamp from either a mains power source or a standard USB power outlet. The Inspect Lamp also supports wireless charging, providing you with added flexibility and convenience.

The lamp's base is equipped with a powerful magnet, allowing for hands-free use and secure attachment to metal surfaces. Furthermore, the 250° horizontal and 150° vertical folding head enables you to adjust the angle of the light to illuminate your workspace precisely.

Whether you're conducting inspections, working in dark or confined spaces, or simply need a reliable light source on the go, the new VISION Wireless 1000LM COB Slim Inspect Lamp is the ideal choice, offering exceptional brightness, versatility, and convenience in a compact design.



PART NO	DESCRIPTION	QTY
EHLW420	Wireless 1000LM COB Slim Inspect Lamp	1
EHLW421	Wireless 1000LM COB Slim Inspect Lamp + Wireless Charging Pad	1

VISION

WIRELESS CHARGING



AVAILABLE INDIVIDUALLY
OR BUNDLED WITH
WIRELESS FAST CHARGING PAD

900LM LED ADJUSTABLE BEAM TORCH

COMPATIBLE WITH THE WIRELESS CHARGING PAD



EHLW430

Introducing the VISION Wireless 900LM LED Adjustable Beam Torch, a versatile and powerful lighting solution for all your indoor and outdoor needs. With its impressive features and functionality, this torch is designed to provide you with reliable and adjustable illumination whenever and wherever you need it.

Equipped with an LED lamp, the Adjustable Beam Torch delivers a spot beam of 10W/900 lumens, ensuring a bright and focused light source. It offers three different brightness levels to suit your preferences and requirements: Low mode (200LM) provides a remarkable 12 hours of continuous illumination, Medium mode (450LM) lasts for 6 hours, and High mode (900LM) delivers a powerful beam for 3 hours.

The torch comes with a PD 20W mains plug and PD 20W USB-C charging lead, allowing you to conveniently charge it from a mains power source or any standard USB power outlet. As with the full Vision Wireless range, it supports wireless charging, providing you with added flexibility and convenience.

The powerful base magnet enables hands-free use, allowing you to attach the torch securely to metal surfaces. Additionally, the 180° swivel head allows you to adjust the direction of the light, providing optimal coverage and versatility.

Whether you're working, camping, exploring the outdoors, or in need of a reliable torch for emergency situations, the VISION Wireless 900LM LED Adjustable Beam Torch is the perfect companion. Its bright output, adjustable beam, charging options, and convenient features make it an essential tool for any lighting needs.



PART NO	DESCRIPTION	QTY
EHLW430	Wireless 900LM LED Adjustable Beam Torch	1
EHLW431	Wireless 900LM LED Adjustable Beam Torch + Wireless Charging Pad	1

VISION

WIRELESS CHARGING



AVAILABLE INDIVIDUALLY
OR BUNDLED WITH
WIRELESS FAST CHARGING PAD

1500LM COB WORK LAMP/FLEX LIGHT

COMPATIBLE WITH THE
WIRELESS CHARGING PAD



EHLW440

Introducing the VISION Wireless 1500LM COB Work Lamp/Flex Light, the ultimate lighting solution for all your work and task-oriented needs. This versatile and powerful lamp is designed to provide you with reliable and adjustable illumination in any work environment.

With its COB lamp, the Work Lamp/Flex Light offers an impressive output of 15W/1500 lumens of bright white light. It provides three different lighting modes to suit your preferences and requirements: Low mode (300LM) offers an extended run time of 14 hours, Medium mode (800LM) lasts for 7.5 hours, and High mode (1500LM) delivers a powerful beam for 3.5 hours.

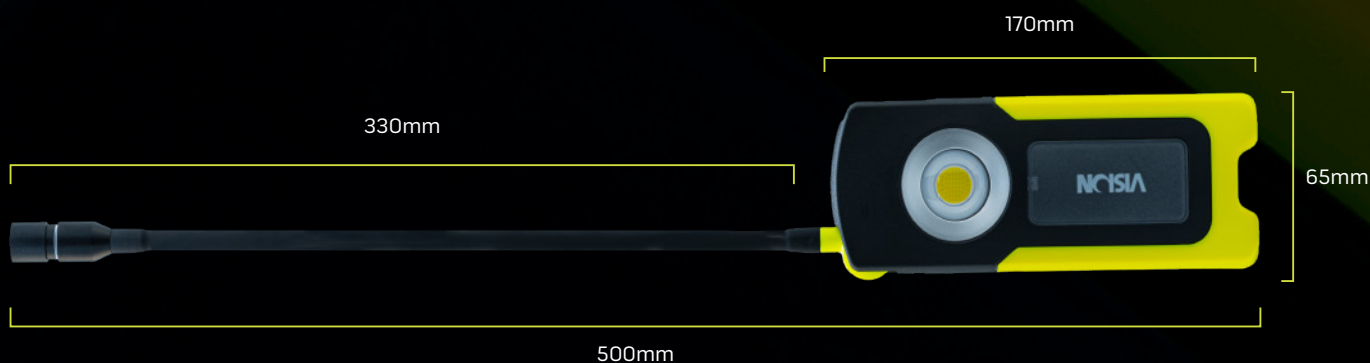
In addition to the COB lamp, the Flex Light features a 3W LED torch that emits 300 lumens of white light. The torch has a run time of 16 hours, ensuring a reliable and long-lasting light source when needed.

The Work Lamp/Flex Light comes with a PD 20W mains plug and PD 20W USB-C charging lead, allowing you to conveniently charge it from a mains power source

or any standard USB power outlet. It also supports wireless charging, providing you with added flexibility and convenience.

With its integrated hook, the lamp/torch can be positioned at a multitude of angles, allowing you to direct the light exactly where you need it. The powerful rear magnet further enhances hands-free use, enabling you to securely attach the lamp to metal surfaces.

Whether you're working in construction, automotive repairs, or any other task-oriented setting, the VISION Wireless 1500LM COB Work Lamp/Flex Light is the perfect companion. Its bright and adjustable light output, long-lasting battery life, charging options, and convenient features make it an essential tool for any work environment.



PART NO	DESCRIPTION	QTY
EHLW440	Wireless 1500LM COB Work Lamp/Flex Light	1
EHLW441	Wireless 1500LM COB Work Lamp/Flex Light + Wireless Charging Pad	1

VISION



WITH UV TORCH

SMD COMPACT HAND LAMP & UV TORCH

EHL301

The VISION SMD Compact Hand Lamp & UV Torch is a versatile and powerful lighting tool that combines a high-intensity LED lamp with a specialised UV torch. With its impressive features and convenient design, this hand lamp is built to handle various tasks and provide essential UV detection capabilities.

The LED lamp delivers an intense 1000 lumens of super white light, ensuring excellent visibility and illumination in any situation. Additionally, the 3W UV torch offers a wavelength of 395 nm, making it ideal for detecting UV-reactive substances and leaks.

The hand lamp comes with a range of practical features, including an integral belt clip, a 360-degree swivel hook, and a smart stand with a strong magnet, allowing for easy hands-free use and versatile positioning options.

Equipped with a Li-ion 3.7V/5000mAh battery, the hand lamp provides reliable and long-lasting performance. It is designed with a waterproof rating of IP54, ensuring resistance to dust and water splashes.

Complete with a USB charging lead, USB plug, and car adaptor, the hand lamp's charging time is approximately 6 hours, and it offers an impressive operating time of 3.5 hours on full power.

Whether you're inspecting, detecting UV-sensitive materials, or in need of a powerful handheld light source, the VISION SMD Compact Hand Lamp & UV Torch is the perfect tool, offering a potent combination of white light and UV detection capabilities in one compact and versatile package.



1000
LUMENS

3W
TORCH

UP TO
7HR

6HR

USB

U

IP54

PART NO	DESCRIPTION	QTY
EHL301	SMD Compact Hand Lamp & UV Torch	1

VISION



WITH CHARGING DOCK

VISION

COB HAND LAMP & CHARGING DOCK

EHL302

The VISION COB Hand Lamp with Charging Dock is a reliable and versatile lighting solution that offers powerful illumination and convenient charging options. With its robust construction and impressive features, this hand lamp is designed to meet the demands of various tasks and environments.

Equipped with a COB lamp, the hand lamp delivers 10W/1000 lumens of bright white light, ensuring excellent visibility in any situation. Additionally, it includes a 3W LED torch that offers 220 lumens of white light, providing a reliable backup lighting option.

The heavy-duty body of the lamp is made from aluminium, PC, and rubber, ensuring durability and resistance to rough handling. It features an integrated hook and powerful rear magnets, allowing for hands-free use and secure attachment to metal surfaces.

The hand lamp comes with a wall-mountable docking station, a USB charging lead, a USB plug, and a car adaptor, providing versatile charging options. The charging time is approximately 8 hours using the charging station and 5.5 hours using a USB charger, while the operating time on full power is 3 hours.


Powered by a Li-ion 3.7V/5000mAh battery, the hand lamp offers reliable and long-lasting performance. It has a waterproof rating of IP54UK, ensuring resistance to dust and water splashes.

Whether you're working, the VISION Cob Hand Lamp with Charging Dock is a dependable lighting tool that provides bright illumination, convenient charging, and durability for all your lighting needs.



PART NO	DESCRIPTION	QTY
EHL302	COB Hand Lamp & Charging Dock	1

VISION



COB SLIMLINE INSPECTION LAMP & TORCH

EHL303

The advanced VISION COB Slimline Inspection Lamp & Torch is a cutting-edge lighting solution that combines the power of a COB lamp and an LED torch. With its impressive specifications and practical features, this versatile tool is designed to enhance precision and accuracy during inspections and tasks.

The COB lamp delivers a formidable 10W 800 lumens of white light, providing ample brightness for a wide range of applications. Additionally, the 2W LED torch offers 150 Lumens of white light, serving as a reliable backup light source.

Featuring an integrated magnetic stand and hook, this inspection lamp and torch allow users to position it with precision, ensuring optimal visibility in any situation.

Equipped with a Li-ion 3.7V/2500mAh battery, the device boasts an impressive operating time ranging from 2 to 12 hours, depending on the chosen intensity setting. Its charging time of 4.5 hours ensures quick and efficient power restoration.

Designed with a waterproof rating of IP65UK, this inspection lamp and torch are resistant to dust and water, making it suitable for various indoor and outdoor tasks.

Whether you're inspecting tight spaces, conducting repairs, or seeking a reliable light source for any job, the VISION COB Slimline Inspection Lamp & Torch is the ultimate companion, offering powerful illumination, precise positioning, and long-lasting performance in one sleek and practical package.



PART NO	DESCRIPTION	QTY
EHL303	COB Slimline Inspection Lamp & Torch	1

VISION



WITH MOTION SENSOR

350LM LED MOTION SENSOR HEAD TORCH

ETL201

The VISION 350lm LED Motion Sensor Head Torch is a state-of-the-art lighting solution that combines convenience with exceptional brightness. This versatile head torch is designed to provide reliable illumination for a wide range of activities, making it the ideal companion for outdoor adventures, work in low-light conditions, or emergency situations.

The LED lamp boasts an impressive 5W 350 lumen adjustable focus beam, allowing you to customize the light spread according to your needs. The on/off switch provides traditional control, while the innovative motion sensor feature enables you to operate the head torch effortlessly by simply waving your hand in front of the sensor.

Designed for maximum comfort and flexibility, the head torch comes with an adjustable head strap, ensuring a secure fit for any head size. Additionally, an additional directional plate provides fixed lighting, enhancing precision and accuracy for specific tasks.

Equipped with a Li-ion 3.7V/1400mAh battery, the head torch offers an outstanding operating time of up to 30 hours on full power, ensuring you won't be left in the dark when you need it most. The device can be conveniently charged using the USB charging lead, USB plug, or car adaptor, with a quick charging time of 2.6 hours.

Engineered for durability and resilience, the head torch boasts a waterproof rating of IP65UK, making it resistant to dust and water splashes. This makes it suitable for various outdoor activities, even in challenging weather conditions.

Whether you're camping, hiking, cycling, or working in dimly lit environments, the VISION 350lm LED Motion Sensor Head Torch is the ultimate lighting companion. Its adjustable focus beam, motion sensor technology, long-lasting battery life, and weather-resistant design make it a reliable and practical tool for all your lighting needs. Stay illuminated and stay in control with this advanced head torch.



PART NO	DESCRIPTION	QTY
ETL201	350lm LED Motion Sensor Head Torch	1

VISION



COB HEAVY DUTY WORK LIGHT & POWERBANK

EWL102

VISION'S COB Heavy Duty Work Light & Powerbank is the high-performance lighting tool designed to tackle demanding tasks with ease. This versatile work light is built for durability and functionality, providing powerful illumination and the added convenience of a rear charging powerbank.

With its COB lamp delivering an impressive 30W 2800 lumens of bright white light and an LED colour temperature of approximately 6500K, this work light ensures optimal visibility in any work environment.

The rear charging powerbank feature allows you to use the work light as a power source to power or charge your devices, thanks to its charger output of 5V max. The 7.4V/4400mAh Li-ion battery offers ample power to keep you going for up to 5 hours on full brightness.

Designed with a practical adjustable rear stand, the work light can be easily positioned to suit your specific

needs. Additionally, the stand is wall-mountable, providing flexible installation options for your workspace.

Supplied with a USB charging lead, USB plug, and car adaptor, ensuring versatile charging capabilities. With a charging time of 6 hours, this work light will be ready to accompany you through extended tasks and projects.

This work light boasts a waterproof rating of IP54, providing protection against dust and water splashes, making it suitable for various indoor and outdoor work applications.

Whether you're working in construction, performing repairs, or in need of reliable lighting and power on the go, this Heavy Duty Work Light is the ultimate companion, offering robust performance, versatility, and convenience in one rugged and reliable package.



PART NO	DESCRIPTION	QTY
EWL102	COB Heavy Duty Work Light & Powerbank	1

VISION



ZOOM FOCUS LED MINI WORK LIGHT

EWL100

The VISION Zoom Focus LED Mini Work Light is a compact and powerful lighting tool designed to excel in any work environment. Its heavy-duty cast aluminium housing ensures durability and reliability, making it suitable for challenging conditions.

With an impressive 1800 lumens output from the 20W COB LED, this mini work light delivers bright illumination for various tasks. The dual mode allows you to adjust the lumen output to 50% or 100%, providing flexibility in different lighting situations.

The work light also features a USB powerbank output socket (5V Max. 2A), allowing you to use it as a power source to charge your devices on the go.

Rated for wet location use with an IP54 rating, this work light is resistant to water splashes, making it ideal for both indoor and outdoor applications.

With a run time of up to 6 hours, the Mini Work Light ensures extended usage on a single charge. The battery power indicator keeps you informed about the remaining power level, ensuring you're always prepared.

For added convenience, the Mini Work Light comes with a magnetic base (EWL101) available separately, enabling easy attachment to metal surfaces for hands-free use.

Whether you're working in construction, automotive repairs, or need reliable illumination on-the-go, the VISION Zoom Focus LED Mini Work Light is the perfect tool, offering durability, adjustable brightness, and power options in a compact and efficient design.



PART NO	DESCRIPTION	QTY
EWL100	Zoom Focus LED Mini Work Light	1
EWL101	Magnetic Clip On Base	1

VISION



SMD FLEXIBLE MAGNETIC HAND LAMP/TORCH

EHL300

Get ready to experience the ultimate lighting companion with the VISION SMD Flexible Magnetic Hand Lamp/Torch! This powerful and versatile tool is packed with exciting features that will revolutionise the way you illuminate your workspace.

With 6x 0.5W High Power SMD LED lamps, this hand lamp provides an astonishing 3W/400 lumens of cool white light, ensuring brilliant visibility for any task. But that's not all – it also comes with a 1W LED torch, perfect for when you need a focused beam of light for precision work.

Never worry about running out of power again! The hand lamp/torch includes a USB charging plug and car adapter, making it easy to recharge on the go.

Featuring not one, but two integrated rotating hooks, this lamp/torch can be positioned at multiple angles, providing you with unparalleled flexibility in directing the light. Plus, with two rear magnets and a flexible magnetic base, you can position the lamp/torch with precision and accuracy, keeping your hands free to focus on the job at hand.

Choose your style with the available colour options: Black/Blue, Black/Red, Hi-Vis Yellow or Hi-Vis Orange. No matter which colour you choose, you'll have a reliable and powerful lighting tool by your side for any task.

From professional tradespeople to outdoor enthusiasts, the VISION SMD Flexible Magnetic Hand

Lamp/Torch is the must-have lighting solution for everyone. Its impressive brightness, versatile features, and sturdy design make it the perfect companion for all your lighting needs. Illuminate your world with confidence and precision with this exciting hand lamp/torch!



PART NO		DESCRIPTION	QTY
EHL300LY		Hi-Vis Yellow SMD Flexible Magnetic Hand Lamp/Torch	1
EHL300LR		Hi-Vis Orange SMD Flexible Magnetic Hand Lamp/Torch	1
EHL300B		Black/Blue SMD Flexible Magnetic Hand Lamp/Torch	1
EHL300R		Black/Red SMD Flexible Magnetic Hand Lamp/Torch	1

VISION



COB SLIMLINE INSPECTION LAMP/TORCH

EHL305


The Vision EHL305 is a versatile and powerful lighting tool, designed to provide reliable illumination for a variety of tasks. Equipped with a range of user-friendly features, this tool ensures that you're always equipped with the right lighting solution.

Included with a 1-meter USB cable, mains adapter, and in-vehicle charging adaptors (230V and 12V DC), the EHL305 ensures convenient charging options, whether you're at home or on the road.

Featuring a slim 2W inspection torch, this tool is perfect for accessing tight and confined areas. With 3x COB LED lamp modes (500, 250, and 50 Lumens), the EHL305 offers versatility for different lighting needs, with a remarkable run time of up to 20 hours.

The strong magnetic base and hanging hook allow for hands-free operation, while the dual flexible folding system provides precise positioning of the light. The battery power indicator keeps you informed about the remaining power, ensuring you're always ready to go.

With its thoughtful design and impressive features, the Vision EHL305 is the ultimate companion for tasks that require precision, versatility, and reliable lighting. Illuminate your workspace with confidence using this exceptional lighting tool.



PART NO	DESCRIPTION	QTY
EHL305	COB Slimline Inspection Lamp/Torch	1

VISION

VISION-LIGHTS.CO.UK



Terms and Conditions: For more information please contact your local PartsPlus Centre. Images are for illustration purposes only. All information and images correct at time of printing (1st October 2023). PartsPlus is an unlimited liability company registered in England and Wales: No.3853720, Registered Office: Arterial Road, Laindon, Essex, England, SS15 6EE.

Follow us

